



AZURI[®]

Good forecast every day.

RAC & CAC CATALOGUE



DELTRON[®]
Life filled with a relaxing climate.



Good forecast
every day.





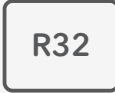
AZURI DC INVERTER WALL-MOUNTED TYPE

SUPRA

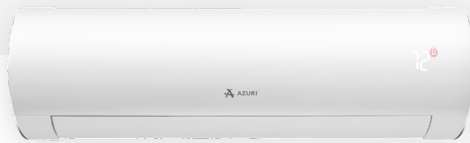
STANDARD FUNCTIONS

- WiFi control
- Led display
- 7 fan speeds
- Night mode (3 sleep curves)
- I-Feel function
- Cold Plasma filter (ionizer)
- Intelligent preheating and defrosting
- Selfdiagnosis
- Chassis electric heater function

MODEL	CAPACITY (W)		ENERGY CLASS SEER / SCOP	DIMENSION H/W/D (mm)
	COOLING	HEATING		
AZI-WO25VG/I	2700	3000	7,5/4,2 (A++/A+)	294 / 889 / 212
AZI-WO25VG/O	(800 - 3800)	(900-4250)		555 / 732 / 330
AZI-WO35VG/I	3510	3810	7,1/4,1 (A++ / A+)	294 / 889 / 212
AZI-WO35VG/O	(900-4400)	(900-4700)		555 / 732 / 330
AZI-WO50VG/I	5200	5600	7,1/4,2 (A++ / A+)	307 / 1013 / 221
AZI-WO50VG/O	(1000-6100)	(1100-6600)		555 / 802 / 350

PIPING CONNECTION	CAPACITY (kW)		
	2,7	3,5	5,2
Max. piping height [m]	10	10	10
Max. piping length [m]	15	20	25
Outer diameter of liquid pipe [mm]	6,35	6,35	6,35
Outer diameter of gas pipe [mm]	9,52	9,52	12,7






Available in black color!

NORA PREMIUM

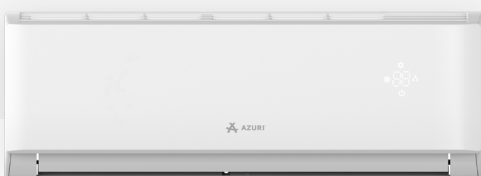
STANDARD FUNCTIONS

- WiFi control
- Led display
- 7 fan speeds
- I-Feel function
- Cold Plasma filter (ionizer)
- Intelligent preheating and defrosting
- Selfdiagnosis

MODEL	CAPACITY (W)		ENERGY CLASS SEER / SCOP	DIMENSION H/W/D (mm)
	COOLING	HEATING		
AZI-WA25VH/I	2500	2800	6,5/4,1 (A++/A+)	270/714/195
AZI-WA25VH/O	(500 - 3250)	(500 - 3500)		550/732/330
AZI-WA35VH/I	3200	3400	6,1/4,0 (A++/A+)	275/790/200
AZI-WA35VH/O	(900 - 3600)	(900 - 4000)		550/732/330
AZI-WA50VH/I	4600	5200	6,4/4,0 (A++/A+)	300/970/224
AZI-WA50VH/O	(650 - 5200)	(700 - 5400)		555/732/330

PIPING CONNECTION	CAPACITY (kW)		
	2,5	3,2	4,6
Max. piping height [m]	10	10	10
Max. piping length [m]	15	20	20
Outer diameter of liquid pipe [mm]	6,35	6,35	6,35
Outer diameter of gas pipe [mm]	9,52	9,52	9,52

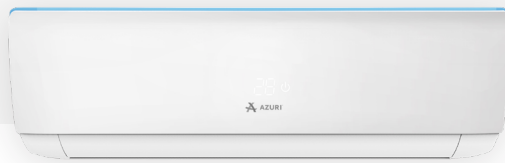


NORA

STANDARD FUNCTIONS

- WiFi control
- Led display
- I-Feel function
- Cold Plasma filter (ionizer)
- Intelligent preheating and defrosting
- Selfdiagnosis

MODEL	CAPACITY (W)		ENERGY CLASS SEER /SCOP	DIMENSION H/W/D (mm)
	COOLING	HEATING		
AZI-WE25VF/I	2500 (500-3250)	2800 (500-3500)	6,5/4,0 (A++/A+)	250/698/185
AZI-WE25VF/O				550/732/330
AZI-WE35VF/I	3200 (900-3600)	3400 (900-4000)	6,1/4,0 (A++/A+)	250/773/185
AZI-WE35VF/O				550/732/330
AZI-WE50VE/I	4600 (100-5300)	5200 (1000-5650)	6,4 / 4,0 (A++/A+)	300/970/225
AZI-WE50VE/O				555/732/330
AZI-WE70VE/I	6200 (1800-6900)	6500 (1300-7033)	6,8/4,0 (A++/A+)	300/970/225
AZI-WE70VE/O				700/955/396



-15°C ~ 24°C
 -15°C ~ 43°C

PIPING CONNECTION	CAPACITY (kW)			
	2,5	3,2	4,6	6,15
Max. piping height [m]	10	10	10	10
Max. piping lenght [m]	15	20	20	25
Outer diameter of liquid pipe [mm]	6,35	6,35	6,35	6,35
Outer diameter of gas pipe [mm]	9,52	9,52	9,52	15,88

MIDORI

STANDARD FUNCTIONS

- WiFi control
- Night mode (3 sleep curves)
- Cold Plasma filter (ionizer)
- Intelligent preheating and defrosting
- Selfdiagnosis



MODEL	CAPACITY (W)		ENERGY CLASS SEER /SCOP	DIMENSION H/W/D (mm)
	COOLING	HEATING		
AZI-WN20VA/I	2200 (300 - 2850)	2400 (600 - 2900)	6,6/4,0 (A++/A+)	260/708/185
AZI-WN20VA/O				450/710/293
AZI-WN25VA/I	2500 (500 - 3250)	2800 (500 - 3700)	6,6/4,1 (A++/A+)	260/708/185
AZI-WN25VA/O				555/732/330
AZI-WN35VA/I	3200 (900 - 3600)	3400 (900 - 4000)	6,1/4,0 (A++/A+)	260/783/185
AZI-WN35VA/O				555/732/330
AZI-WN50VA/I	4600 (1000 - 5400)	5200 (750 - 5800)	7,2/4,0 (A++/A+)	333/943/246
AZI-WN50VA/O				555/732/330
AZI-WN70VA/I	6200 (1800 - 6900)	6500 (1300 - 7910)	6,8/4,0 (A++/A+)	333/943/246
AZI-WN70VA/O				555/873/376

-15°C ~ 24°C
 -15°C ~ 43°C



PIPING CONNECTION	CAPACITY (kW)				
	2,2	2,5	3,2	4,6	6,2
Max. piping height [m]	10	10	10	10	10
Max. piping lenght [m]	15	15	20	25	25
Outer diameter of liquid pipe [mm]	6,35	6,35	6,35	6,35	6,35
Outer diameter of gas pipe [mm]	9,52	9,52	9,52	9,52	12,7

AZURI DC INVERTER

FLOOR TYPE

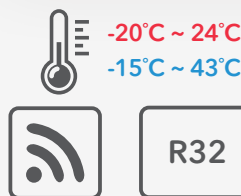
CONSOLE

STANDARD FUNCTIONS

- WiFi control
- Automatic operation
- Low voltage startup
- Self-diagnosis
- Intelligent defrosting
- 7 fan speeds



MODEL	CAPACITY (W)		ENERGY CLASS SEER /SCOP	DIMENSION H/W/D (mm)
	COOLING	HEATING		
AZI-FO25VD/I	2700	2900	7,2 / 4,0 (A++/A+)	600/700/215
AZI-FO25VD/O	(700-3400)	(600-3500)		540/782/320
AZI-FO35VD/I	3520	3800	7,0 / 4,1 (A++/A+)	600/700/215
AZI-FO35VD/O	(800-4400)	(1100-4400)		596/848/320
AZI-FO50VD/I	5200	5330	6,6/4,1 (A+/A)	600/700/215
AZI-FO50VD/O	(1260-6600)	(1120-6800)		700/965/396



PIPING CONNECTION	CAPACITY (kW)		
	2,6	3,5	5,2
Max. piping height [m]	10	10	10
Max. piping length [m]	15	20	25
Outer diameter of liquid pipe [mm]	6,35	6,35	6,35
Outer diameter of gas pipe [mm]	9,52	9,52	12,7

AZURI ECO DESIGN


PORTABLE AIR CONDITIONERS



MODEL	CAPACITY (W)		SEER /SCOP	DIMENSION H/W/D (mm)
	COOLING	HEATING		
AZO-MO25VD	2600	-	2,6 / -	770/315/395
AZO-MO35VD	3500	3300	2,6 / 2,8	820/390/405


MULTI-SPLIT OUTDOOR UNITS

DC INVERTER (R32)




MODEL	CAPACITY (W)		ENERGY CLASS SEER /SCOP	DIMENSION H/W/D (mm)
	COOLING	HEATING		
AZI-OR40VC/O	4100 (2050 - 5000)	4400 (2490 - 5400)	7,2/4,2 A++/A+	550/822/352
AZI-OR50VC/O	5300 (2140 - 5800)	5650 (2580 - 6500)	7,2/4,2 A++/A+	550/822/352

UP TO 2 INDOOR UNITS




MODEL	CAPACITY (W)		ENERGY CLASS SEER /SCOP	DIMENSION H/W/D (mm)
	COOLING	HEATING		
AZI-OR60VC/O	6100 (2200 - 8300)	6500 (2700 - 8500)	7,8/4,3 A++/A+	660/964/402
AZI-OR70VC/O	7100 (2300 - 9200)	8600 (2800 - 9200)	7,1/4,3 A++/A+	660/964/402

UP TO 3 INDOOR UNITS



MODEL	CAPACITY (W)		ENERGY CLASS SEER /SCOP	DIMENSION H/W/D (mm)
	COOLING	HEATING		
AZI-OR80VC/O	8000 (2300 - 11 000)	9500 (2800 - 10250)	7,2/4,2 A++/A+	660/964/402
AZI-OR100VC/O	10600 (2600-12000)	12000 (3000-14000)	7,2/4,0 (A++/A+)	826/1020/427

UP TO 4 INDOOR UNITS



MODEL	CAPACITY (W)		ENERGY CLASS SEER /SCOP	DIMENSION H/W/D (mm)
	COOLING	HEATING		
AZI-OR120VC/O	12100 (2600-15200)	13000 (3000-15500)	7,2/4,0 (A++/A+)	826/1020/427

UP TO 5 INDOOR UNITS

40, 50, 60, 70:

 -22°C ~ 24°C
-15°C ~ 43°C

80, 100, 120:

 -20°C ~ 24°C
-15°C ~ 43°C

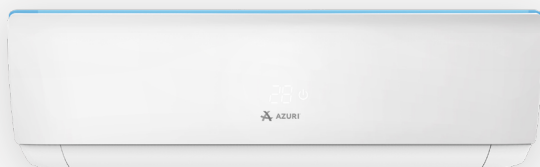
PIPING CONNECTION	CAPACITY (kW)							
	4,1	5,2	6,1	7,1	8,0	10,5	12,0	
Max. piping height [m]	5	5	10	10	10	15	15	
Max. piping lenght [m]	20	20	60	60	70	75	75	
Outer diameter of liquid pipe [mm]	2 x Ø6,35	2 x Ø6,35	3 x Ø6,35	3 x Ø6,35	4 x Ø6,35	3 x Ø6,35 + 1 x Ø9,52	4 x Ø6,35 + 1 x Ø9,52	
Outer diameter of gas pipe [mm]	2 x Ø9,52	2 x Ø9,52	3 x Ø9,52	3 x Ø9,52	4 x Ø9,52	2 x Ø9,52+ 1 x Ø12,7+ 1 x Ø15,8	2 x Ø9,52 + 2 x Ø12,7 + 1 x Ø15,88	

MULTI-SPLIT INDOOR UNITS

DC INVERTER


WALL-MOUNTED TYPE

Wireless remote controller included.



MODEL	CAPACITY (W)		DIMENSION H/W/D (mm)
	COOLING	HEATING	
AZI-WE25VF/I	2500	2800	250/698/185
AZI-WE35VF/I	3200	3400	250/773/185
AZI-WE50VE/I	4600	5200	300/970/225

PIPING CONNECTION	CAPACITY (kW)		
	2,5	3,2	4,6
Outer diameter of liquid pipe [mm]	6,35	6,35	6,35
Outer diameter of gas pipe [mm]	9,52	9,52	9,52



MODEL	CAPACITY (W)		DIMENSION H/W/D (mm)
	COOLING	HEATING	
AZI-WO25VG/I	2700	2800	294/889/212
AZI-WO35VG/I	3510	3810	294/889/212
AZI-WO50VG/I	5200	5600	307/1013/221

PIPING CONNECTION	CAPACITY (kW)		
	2,7	3,5	5,2
Outer diameter of liquid pipe [mm]	6,35	6,35	6,35
Outer diameter of gas pipe [mm]	9,52	9,52	12,7

FLOOR TYPE

Wireless remote controller included.



MODEL	CAPACITY (W)		DIMENSION H/W/D (mm)
	COOLING	HEATING	
AZI-FR25VB/I	2700	2800	600/700/215
AZI-FR35VB/I	3500	3750	600/700/215
AZI-FR50VB/I	5200	5330	600/700/215

PIPING CONNECTION	CAPACITY (kW)		
	2,6	3,5	5,3
Outer diameter of liquid pipe [mm]	6,35	6,35	6,35
Outer diameter of gas pipe [mm]	9,52	9,52	12,7

CASSETTE TYPE

* Panel dimension (35/50): 650/650/50 mm

** Panel dimension (70): 950/950/60 mm

Wireless remote controller included.



MODEL	CAPACITY (W)		DIMENSION H/W/D (mm)
	COOLING	HEATING	
AZI-CR35VB/I	3500	4000	230/570/570*
AZI-CR50VB/I	4500	5000	230/570/570*
AZI-CR70VB/I	7100	8000	240/840/840**

PIPING CONNECTION	CAPACITY (kW)		
	3,5	4,5	7,1
Outer diameter of liquid pipe [mm]	6,35	6,35	9,52
Outer diameter of gas pipe [mm]	9,52	12,7	15,88

DUCT TYPE



MODEL	CAPACITY (W)		DIMENSION H/W/D (mm)
	COOLING	HEATING	
AZI-DR25VB/I	2500	2800	200/700/615
AZI-DR35VB/I	3500	3850	200/700/615
AZI-DR50VB/I	5000	5500	200/900/615

PIPING CONNECTION	CAPACITY (kW)		
	2,5	3,5	5,0
Outer diameter of liquid pipe [mm]	6,35	6,35	6,35
Outer diameter of gas pipe [mm]	9,52	9,52	12,7

AZUTI

SUPER INVERTER - OUTDOOR UNITS



- It is a kind of split system that the outdoor unit can be freely connected to different types of indoor units according to various indoor decoration requirements
- double ambient temperature sensor design makes a precision temperature monitoring
- low start-up current thanks to power delay control design
- higher efficiency thanks to sine wave DC inverter compressor control
- high reliability and easy maintenance thanks to one piece integrated PCB board
- stable cooling under -15°C and heating under -10°C outdoor environment temperature

These outdoor units are intended for connection with the indoor units below.

MODEL OUTDOOR UNIT	NOMINAL CAPACITY (W)		DIMENSION H/W/D (mm)
	COOLING	HEATING	
Power Source: 1Ph / 220 - 240 V / 50 Hz			
ZUD35W/NhA-T	3500	4000	596/818/302
ZUD50W/NhA-T	5000	5500	596/818/302
ZUD71W/NhA-T	7000	8000	698/892/340
ZUD100W/NhA-T	10 000	12 000	820/940/460
ZUD125W/NhA-T	12 100	13 500	820/940/460
ZUD140W/NhA-T	12 100	13 500	820/940/460
Power Source: 3Ph / 380 - 415 V / 50 Hz			
ZUD160W/NhA-X	16 000	17 000	1345/900/340



AZUTI SUPER INVERTER - INDOOR UNIT CASSETTE TYPE

- drain pump fitted as standard with increased lift of 1100mm
- special low noise fan design
- different swing angle design for cooling and heating mode for better comfort



MODEL INDOOR CASSETTE UNIT	NOMINAL CAPACITY (W)		DIMENSION H/W/D (mm)	STANDARD EQUIPMENT
	COOLING	HEATING		
AUD35T/A-T	3500	4000	265/570/570	Drain pump Panel: 620x620x47,5 mm
AUD50T/A-T	5000	5500	265/570/570	
AUD71T/A-T	7000	8000	240/840/840	
AUD100T/A-T	10 000	12 000	240/840/840	Drain pump Panel: 950x950x52 mm
AUD125T/A-T	12 100	13 500	290/840/840	
AUD140T/A-T	13400	15 500	290/840/840	

Wireless remote controller included.

AZUTI SUPER INVERTER - INDOOR UNIT DUCT TYPE

- fresh air inlet and air valve control function improve the indoor air quality
- flexible air in/outlet and condensing water outlet direction according to different installation requirements
- optimized air duct design improves the performance and lower the noise

Wired controller included.

MODEL INDOOR DUCT UNIT	NOMINAL CAPACITY (W)		DIMENSION H/W/D (mm)	STANDARD EQUIPMENT
	COOLING	HEATING		
Power Source: 1Ph / 220 - 240 V / 50 Hz				
AUD35PS/A-T	3500	4000	200/700/450	Drain pump ESP = 0/60 Pa
AUD50PS/A-T	5000	5500	200/1000/450	
AUD71PS/A-T	7000	8000	220/1300/450	Drain pump ESP = 0/75 Pa
AUD100PHS/A-T	10 000	12 000	300/1000/700	Drain pump ESP = 0/150 Pa
Power Source: 3Ph / 380 - 415 V / 50 Hz				
AUD160PHS/A-T	16 000	17 000	300/1400/700	Drain pump. ESP =0/200 Pa



VEZURI III

AIR TO WATER HEAT PUMP, SPLIT TYPE



-25°C ~ 35°C
10°C ~ 48°C



-25°C ~ 45°C

- residential heating, cooling and supply of the domestic hot water **up to 60°C**
- split type: outdoor and indoor unit (hydro box)
- remote controlled interface included




MODEL	CAPACITY (W)		ENERGY CLASS		DIMENSION H/W/D (mm)
	COOLING	HEATING	EER A35W18 / A35W7	COP A7/W35 A7/ W45	
AZI-CQ8.0Pd/NhH2-E(I)	7700 /	8000 /	4,48 / 2,87	4,97 / 3,86	860 / 460 / 318
AZI-CQ8.0Pd/NhH2-E(O)	7150	8000			787 / 982 / 427
AZI-CQ10Pd/NhH2-E(I)	9350 /	10000 /	3,96 / 2,74	4,76 / 3,67	860 / 460 / 318
AZI-CQ10Pd/NhH2-E(O)	7600	9850			787 / 982 / 427
AZI-CQ12Pd/NhH-E(I)	11000 /	12000 /	4,4 / 2,93	5,0 / 3,85	860 / 460 / 318
AZI-CQ12Pd/NhH-E(O)	10700	12400			820 / 940 / 460
AZI-CQ14Pd/NhH-E(I)	12600 /	14000 /	3,7 / 2,8	4,7 / 3,75	860 / 460 / 318
AZI-CQ14Pd/NhH-E(O)	11300	14500			820 / 940 / 460
AZI-CQ16Pd/NhH-E(I)	13000 /	15500 /	3,61 / 2,65	4,5 / 3,65	860 / 460 / 318
AZI-CQ16Pd/NhH-E(O)	11600	16100			820 / 940 / 460
Power Source: 3Ph / 380 - 415 V / 50 Hz					
AZI-CQ12Pd/NhH-M(I)	11000 /	12000 /	4,4 / 2,93	5,0 / 3,85	860 / 460 / 318
AZI-CQ12Pd/NhH-M(O)	10700	12400			820 / 940 / 460
AZI-CQ14Pd/NhH-M(I)	12600 /	14000 /	3,7 / 2,8	4,7 / 3,75	860 / 460 / 318
AZI-CQ14Pd/NhH-M(O)	11300	14500			820 / 940 / 460
AZI-CQ16Pd/NhH-M(I)	13000 /	15500 /	3,61 / 2,65	4,5 / 3,65	860 / 460 / 318
AZI-CQ16Pd/NhH-M(O)	11600	16100			820 / 940 / 460



VEZURI III

AIR TO WATER HEAT PUMP, ALL IN ONE




- residential heating, cooling and supply of the domestic hot water **up to 60°C**
- remote controlled interface included
- All in one version consists out of three parts: an outdoor unit, a hydraulic module and a hot water tank with a volume of 185 l, the last two of which form the internal unit



MODEL	CAPACITY (W)		ENERGY CLASS		DIMENSION H/W/D (mm)
	COOLING	HEATING	EER A35W18 / A35W7	COP A7/W35 A7 / W45	
AZI-CQ6.0PdG/NhH2-E(I)	5800 / 4100	6000 / 5900	5,13 / 3,2	5,0 / 3,91	1800 / 600 / 650
AZI-CQ6.0Pd/NhH2-E(O)					702 / 975 / 396
AZI-CQ8.0PdG/NhH2-E(I)	7700 / 5300	8000 / 8000	4,48 / 3,06	4,97 / 3,74	1800 / 600 / 650
AZI-CQ8.0Pd/NhH2-E(O)					787 / 982 / 427
AZI-CQ10PdG/NhH2-E(I)	9350 / 6500	10000 / 9500	3,96 / 2,86	4,76 / 3,6	1800 / 600 / 650
AZI-CQ10Pd/NhH2-E(O)					787 / 982 / 427
AZI-CQ12PdG/NhH2-E(I)	11000 / 10700	12000 / 12400	4,4 / 2,93	5,0 / 3,85	1800 / 600 / 650
AZI-CQ12Pd/NhH2-E(O)					820 / 940 / 460
AZI-CQ16PdG/NhH2-E(I)	13000 / 11600	15500 / 16100	3,61 / 2,65	4,5 / 3,65	1800 / 600 / 650
AZI-CQ16Pd/NhH2-E(O)					820 / 940 / 460
Power Source: 3Ph / 380 - 415 V / 50 Hz					
AZI-CQ16PdG/NhH2-M(I)	13000 / 11600	15500 / 16100	3,61 / 2,65	4,5 / 3,65	1800 / 600 / 650
AZI-CQ16Pd/NhH2-M(O)					820 / 940 / 460

VEZURI IV

AIR TO WATER HEAT PUMP, MONOBLOCK



- residential heating, cooling and supply of the domestic **hot water up to 60°C**
- remote controlled interface included
- monoblock design with integrated hydraulic module



MODEL	CAPACITY (W)		ENERGY CLASS		DIMENSION H/W/D (mm)
	COOLING	HEATING	EER A35W18 / A35W7	COP A7/W35 A7 / W45	
Power Source: 1Ph / 220-240 V / 50 Hz					
AZI-CQ6.0Pd/NhG4-E	6500 / 5700	6000 / 6800	5,1 / 3,25	5,4 / 4,1	733 / 1150 / 372
AZI-CQ8.0Pd/NhG4-E	8300 / 7400	8200 / 8300	5,32 / 3,7	5,32 / 4,36	878 / 1206 / 445
AZI-CQ10Pd/NhG4-E	10200 / 9000	10200 / 10200	5,1 / 3,4	5,05 / 4,08	878 / 1206 / 445
AZI-CQ12Pd/NhG4-E	12000 / 11100	12000 / 13000	4,9 / 3,1	4,94 / 3,77	878 / 1206 / 445
AZI-CQ14Pd/NhG4-E	13700 / 13300	14200 / 14200	4,57 / 2,8	4,75 / 3,7	878 / 1206 / 445
AZI-CQ16Pd/NhG4-E	15500 / 13800	15700 / 16200	4,31 / 2,71	4,55 / 3,61	878 / 1206 / 445
Power Source: 3Ph / 380 - 415 V / 50 Hz					
AZI-CQ10Pd/NhG4-E	7800 / 8800	10000 / 10000	5,1 / 3,25	5,4 / 4,1	733 / 1150 / 372
AZI-CQ12Pd/NhG4-E	9500 / 11000	12000 / 12000	5,32 / 3,7	5,32 / 4,36	878 / 1206 / 445
AZI-CQ14Pd/NhG4-E	12000 / 12500	14000 / 14000	5,1 / 3,4	5,05 / 4,08	878 / 1206 / 445
AZI-CQ16Pd/NhG4-E	13000 / 14500	15500 / 15500	4,9 / 3,1	4,94 / 3,77	878 / 1206 / 445



TABLES OF COMBINATION FOR MULTI-SPLIT

MODEL	CAPACITY cooling / heating (kW)
(CODE) OF INDOOR UNIT	
7k	2,10 / 2,60
9k	2,60 / 2,80
12k	3,50 / 3,80
18k	5,30 / 5,80
24k	7,10 / 8,00

AZI-OR40VB 8 COMBINATIONS			AZI-OR50VB 10 COMBINATIONS			AZI-OR60VB 18 COMBINATIONS			
One unit	Two units		One unit	Two units		Two units		Three units	
7k	7k+7k	7k+9k	7k	7k+7k	7k+9k	7k+7k	7k+9k	7k+7k+7k	7k+7k+9k
9k	7k+12k	9k+9k	9k	7k+12k	7k+18k	7k+12k	7k+18k	7k+7k+12k	7k+9k+9k
12k	9k+12k	-	12k	9k+9k	9k+12k	9k+9k	9k+12k	7k+9k+12k	7k+12k+12k
			-	12k+12k	-	9k+18k	12k+12k	9k+9k+9k	9k+9k+12k
						12k+18k	-	12k+12k+12k	-

AZI-OR70VB 23 COMBINATIONS			
Two units		Three units	
7k+7k	7k+9k	7k+7k+7k	7k+7k+9k
7k+12k	7k+18k	7k+7k+12k	7k+7k+18k
9k+9k	9k+12k	7k+9k+9k	7k+9k+12k
9k+18k	12k+12k	7k+9k+18k	7k+12k+12k
12k+18k	18k+18k	9k+9k+9k	9k+9k+12k
-	-	9k+9k+18k	9k+12k+12k
-	-	12k+12k+12k	-

AZI-OR80VB 40 COMBINATIONS					
Two units		Three units		Four units	
7k+7k	7k+9k	7k+7k+7k	7k+7k+9k	7k+7k+7k+7k	7k+7k+7k+9k
7k+12k	7k+18k	7k+7k+12k	7k+7k+18k	7k+7k+7k+12k	7k+7k+7k+18k
9k+9k	9k+12k	7k+9k+9k	7k+9k+12k	7k+7k+9k+9k	7k+7k+9k+12k
9k+18k	12k+12k	7k+9k+18k	7k+12k+12k	7k+7k+9k+18k	7k+7k+12k+12k
12k+18k	18k+18k	7k+12k+18k	9k+9k+9k	7k+9k+9k+9k	7k+9k+9k+12k
-	-	9k+9k+12k	9k+9k+18k	7k+9k+12k+12k	9k+9k+9k+9k
-	-	9k+12k+12k	9k+12k+18k	9k+9k+9k+12k	9k+9k+12k+12k
-	-	12k+12k+12k	12k+12k+18k	-	-

TABLES OF COMBINATION FOR MULTI-SPLIT

AZI-OR100VB 97 COMBINATIONS							
Two units		Three units			Four units		
7k+12k	18k+18k	7k+7k+7k	7k+12k+21k	9k+12k+21k	7k+7k+7k+7k	7k+7k+12k+21k	7k+12k+12k+18k
7k+18k	18k+21k	7k+7k+9k	7k+12k+24k	9k+12k+24k	7k+7k+7k+9k	7k+7k+12k+24k	9k+9k+9k+9k
7k+21k	18k+24k	7k+7k+12k	7k+18k+18k	9k+18k+18k	7k+7k+7k+12k	7k+7k+18k+18k	9k+9k+9k+12k
7k+24k	21k+21k	7k+7k+18k	7k+18k+21k	9k+18k+21k	7k+7k+7k+18k	7k+9k+9k+9k	9k+9k+9k+18k
9k+9k	21k+24k	7k+7k+21k	7k+18k+24k	9k+18k+24k	7k+7k+7k+21k	7k+9k+9k+12k	9k+9k+9k+21k
9k+12k	24k+24k	7k+7k+24k	7k+21k+21k	9k+21k+21k	7k+7k+7k+24k	7k+9k+9k+18k	9k+9k+9k+24k
9k+18k	-	7k+9k+9k	9k+9k+9k	12k+12k+12k	7k+7k+9k+9k	7k+9k+9k+21k	9k+9k+12k+12k
9k+21k	-	7k+9k+12k	9k+9k+12k	12k+12k+18k	7k+7k+9k+12k	7k+9k+9k+24k	9k+9k+12k+18k
9k+24k	-	7k+9k+18k	9k+9k+18k	12k+12k+21k	7k+7k+9k+18k	7k+9k+12k+12k	9k+9k+18k+18k
12k+12k	-	7k+9k+21k	9k+9k+21k	12k+12k+24k	7k+7k+9k+21k	7k+9k+12k+18k	9k+9k+12k+12k
12k+18k	-	7k+9k+24k	9k+9k+24k	12k+18k+18k	7k+7k+9k+24k	7k+9k+12k+21k	9k+12k+12k+12k
12k+21k	-	7k+12k+12k	9k+12k+12k	12k+18k+21k	7k+7k+12k+12k	7k+9k+18k+18k	9k+12k+12k+18k
12k+24k	-	7k+12k+18k	9k+12k+18k	12k+18k+24k	7k+7k+12k+18k	7k+12k+12k+12k	12k+12k+12k+12k

AZI-OR120VB 155 COMBINATIONS									
Two units	Three units			Four units				Five units	
7k+18k	7k+7k+7k	7k+21k+21k	12k+12k+12k	7k+7k+7k+7k	7k+7k+18k+24k	7k+12k+12k+21k	7k+12k+18k+18k	7k+7k+7k+7k+7k	7k+7k+9k+12k+12k
7k+21k	7k+7k+9k	7k+21k+24k	12k+12k+18k	7k+7k+7k+9k	7k+9k+9k+9k	7k+12k+12k+24k	9k+9k+9k+9k	7k+7k+7k+7k+9k	7k+7k+9k+12k+18k
7k+24k	7k+7k+12k	7k+24k+24k	12k+12k+21k	7k+7k+7k+12k	7k+9k+9k+12k	7k+12k+18k+18k	9k+9k+9k+12k	7k+7k+7k+7k+12k	7k+7k+9k+12k+21k
9k+12k	7k+7k+18k	9k+9k+9	12k+12k+24k	7k+7k+7k+18k	7k+9k+9k+18k	7k+12k+18k+21k	9k+9k+9k+18k	7k+7k+7k+7k+18k	7k+7k+12k+12k+12k
9k+18k	7k+7k+21k	9k+9k+12k	12k+18k+18k	7k+7k+7k+21k	7k+9k+9k+21k	7k+12k+18k+24k	9k+9k+9k+21k	7k+7k+7k+7k+21k	7k+7k+12k+12k+18k
9k+21k	7k+7k+24k	9k+9k+18k	12k+18k+21k	7k+7k+7k+24k	7k+9k+9k+24k	7k+12k+21k+21k	9k+9k+9k+24k	7k+7k+7k+7k+24k	7k+9k+9k+9k+9k
9k+24k	7k+9k+9k	9k+9k+21k	12k+18k+24k	7k+7k+9k+9k	7k+9k+12k+12k	7k+18k+18k+18k	9k+9k+12k+12k	7k+7k+7k+9k+9k	7k+9k+9k+9k+12k
12k+12k	7k+9k+12k	9k+9k+24k	12k+21k+21k	7k+7k+9k+9k	7k+9k+12k+18k	9k+9k+9k+9k	9k+9k+12k+18k	7k+7k+7k+9k+12k	7k+9k+9k+9k+18k
12k+18k	7k+9k+18k	9k+12k+12k	12k+21k+24k	7k+7k+9k+12k	7k+9k+12k+21k	9k+9k+9k+12k	9k+9k+12k+21k	7k+7k+7k+9k+18k	7k+9k+9k+9k+21k
12k+21k	7k+9k+21k	9k+12k+18k	12k+24k+24k	7k+7k+9k+18k	7k+9k+12k+24k	9k+9k+9k+18k	9k+9k+12k+24k	7k+7k+7k+9k+21k	7k+9k+9k+12k+12k
12k+24k	7k+9k+24k	9k+12k+21k	18k+18k+18k	7k+7k+9k+21k	7k+9k+18k+18k	9k+9k+9k+21k	9k+9k+18k+18k	7k+7k+7k+9k+24k	7k+9k+9k+12k+18k
18k+18k	7k+12k+12k	9k+12k+24k	18k+18k+21k	7k+7k+9k+24k	7k+9k+18k+21k	9k+9k+9k+24k	9k+12k+12k+12k	7k+7k+7k+12k+12k	7k+9k+12k+12k+12k
18k+21k	7k+12k+18k	9k+18k+18k	18k+18k+24k	7k+7k+12k+12k	7k+12k+12k+12k	9k+9k+12k+12k	9k+12k+12k+18k	7k+7k+7k+12k+18k	7k+12k+12k+12k+12k
18k+24k	7k+12k+21k	9k+18k+21k	18k+21k+21k	7k+7k+12k+18k	7k+12k+12k+18k	9k+9k+12k+18k	9k+12k+12k+21k	7k+7k+7k+12k+21k	9k+9k+9k+9k+9k
21k+21k	7k+12k+24k	9k+18k+24k	-	7k+7k+12k+21k	7k+12k+12k+21k	9k+9k+12k+21k	12k+12k+12k+12k	7k+7k+9k+9k+9k	9k+9k+9k+9k+12k
21k+24k	7k+18k+18k	9k+21k+21k	-	7k+7k+12k+24k	7k+12k+12k+24k	9k+9k+12k+24k	12k+12k+12k+18k	7k+7k+9k+9k+12k	9k+9k+9k+9k+18k
24k+24k	7k+18k+21k	9k+21k+24k	-	7k+7k+18k+18k	7k+12k+18k+18k	9k+9k+18k+18k	-	7k+7k+9k+9k+18k	9k+9k+9k+12k+12k
-	7k+18k+24k	7k+24k+24k	-	7k+7k+18k+21k	9k+9k+9k+9k	9k+9k+18k+21k	-	7k+7k+9k+9k+21k	9k+9k+12k+12k+12k

INSTALLATION DATA

MODEL	CAPACITY cooling / heating (kW)	Pipe diameter [liquid / gas] (mm)	Installation feet lenght	Power supply mode	Communi- cation cable between outdoor and indoor unit	Piping max. lenght / height (m)	Charge lenght	Gas additional charge
SUPRA (R32)								
AZI-WO25VG	2,70/3,00	6,35 / 9,52	455 mm	outdoor 3 x 1,0 mm ²	4 x 1,0 mm ²	15 / 10	5 m	16 g/m
AZI-WO35VF	3,51/3,81	6,35 / 9,52	455 mm	outdoor 3 x 1,0 mm ²	4 x 1,0 mm ²	15 / 10	5 m	16 g/m
AZI-WO50VF	5,20/5,60	6,35 / 12,7	512 mm	outdoor 3 x 1,5 mm ²	4 x 1,0 mm ²	25 / 10	5 m	16 g/m
NORA PREMIUM (R32)								
AZI-WA25VH	2,50/2,80	6,35 / 9,52	455 mm	outdoor 3 x 1,0 mm ²	4 x 1,0 mm ²	15 / 10	5 m	16 g/m
AZI-WA35VH	3,20/3,40	6,35 / 9,52	455 mm	outdoor 3 x 1,0 mm ²	4 x 1,0 mm ²	15 / 10	5 m	16 g/m
AZI-WA50VH	4,60/5,20	6,35 / 9,52	455 mm	outdoor 3 x 1,5 mm ²	4 x 1,0 mm ²	25 / 10	5 m	16 g/m
NORA (R32)								
AZI-WE25VF	2,50/2,80	6,35 / 9,52	455 mm	outdoor 3 x 1,0 mm ²	4 x 1,0 mm ²	15 / 10	5m	16 g/m
AZI-WE35VF	3,20/3,40	6,35 / 9,52	455 mm	outdoor 3 x 1,0 mm ²	4 x 1,0 mm ²	15 / 10	5m	16 g/m
AZI-WE50VE	4,60 / 5,20	6,35 / 9,52	540 mm	outdoor 3 x 2,5 mm ²	4 x 2,5 mm ²	20 / 10	5 m	16 g/m
AZI-WE70VE	6,20 / 6,50	6,35 / 12,7	560 mm	outdoor 3 x 2,5 mm ²	4 x 2,5 mm ²	25 / 10	5 m	40 g/m
CONSOLE (R32)								
AZI-FO25VD	2,70 / 2,90	6,35 / 9,52	510 mm	indoor 3 x 1,0 mm ²	4 x 1,5 mm ²	20 / 10	5 m	16 g/m
AZI-FO35VD	3,52 / 3,80	6,35 / 9,52	540 mm	indoor 3 x 2,5 mm ²	4 x 2,5 mm ²	20 / 10	5 m	16 g/m
AZI-FO50VD	5,20 / 5,33	6,35 / 12,7	560 mm	indoor 3 x 2,5 mm ²	4 x 2,5 mm ²	25 / 10	5 m	16 g/m

MODEL	CAPACITY cooling / heating (kW)	Pipe diameter [liquid / gas] (mm)	Installation feet length	Power supply mode	Communication cable between outdoor and indoor unit	Total piping length / max. height (m)	Charge length	Gas additional charge
MULTI-SPLIT OUTDOOR UNITS (R32)								
AZI-OR40VC/O	4,10 / 4,40	2x (6,35/9,52)	512 mm	outdoor 3 x 1,5 mm ²	4 x 1,0 mm ²	40m (individual max. Length indoor-outdoor 20m) / 15 m (max. Height between indoor units 15m in both cases outdoor positions)	10 m	20 g/m
AZI-OR50VC/O	5,30 / 5,65	2x (6,35/9,52)	512 mm	outdoor 3 x 1,5 mm ²	4 x 1,0 mm ²	40m (individual max. Length indoor-outdoor 20m) / 15 m (max. Height between indoor units 15m in both cases outdoor positions)	10 m	20 g/m
AZI-OR60VC/O	6,10 / 6,50	3x (6,35/9,52)	570 mm	outdoor 3 x 2,5 mm ²	4 x 1,0 mm ²	60m (individual max. Length indoor-outdoor 20m) / 15 m (max. Height between indoor units 15m in both cases outdoor positions)	30 m	20 g/m
AZI-OR70VC/O	7,10 / 8,60	3x (6,35/9,52)	570 mm	outdoor 3 x 2,5 mm ²	4 x 1,0 mm ²	60m (individual max. Length indoor-outdoor 20m) / 15 m (max. Height between indoor units 15m in both cases outdoor positions)	30 m	20 g/m
AZI-OR80VC/O	8,00 / 9,50	4x (6,35/9,52)	570 mm	outdoor 3 x 2,5 mm ²	4 x 1,0 mm ²	70m (individual max. Length indoor-outdoor 20m) / 15 m (max. Height between indoor units 15m in both cases outdoor positions)	40 m	20 g/m
AZI-OR100VC/O	10,60 / 12,00	4x (6,35/9,52)	635 mm	outdoor 3 x 4,0 mm ²	4 x 1,0 mm ²	80m (individual max. Length indoor-outdoor 25m) / 25 m (max. Height between indoor units 25m in both cases outdoor positions)	40 m	20 g/m
AZI-OR120VC/O	12,10 / 13,00	5x (6,35/9,52)	635 mm	outdoor 3 x 4,0 mm ²	4 x 1,0 mm ²	100m (individual max. Length indoor-outdoor 25m) / 25 m (max. Height between indoor units 25m in both cases outdoor positions)	50 m	20 g/m

MODEL	CAPACITY cooling / heating (kW)	Pipe diameter [liquid / gas] (mm)	Installation feet length	Power supply mode	Communication cable between outdoor and indoor unit	Piping max. length / height (m)	Charge length	Gas additional charge
AZUTI - OUTDOOR UNITS (R410A)								
ZUD35W/NhA-T	3,50 / 3,80	6,35 / 9,52	540 mm	outdoor 3 x 1,5 mm ²	2 x 0,75 mm ²	20 / 15	7 m	30 g/m
ZUD50W/NhA-T	5,00 / 5,60	6,35 / 12,7	560 mm	outdoor 3 x 1,5 mm ²	2 x 0,75 mm ²	20 / 15	7 m	30 g/m
ZUD71W/NhA-T	7,00 / 8,00	9,52 / 16,00	610 mm	outdoor 3 x 2,5 mm ²	2 x 0,75 mm ²	30 / 15	7 m	60 g/m
ZUD100W/NhA-T	10,00 / 12,00	9,52 / 16,00	630 mm	outdoor 3 x 2,5 mm ²	2 x 0,75 mm ²	30 / 15	7 m	60 g/m
ZUD125W/NhA-T	11,50 / 13,50	9,52 / 16,00	570 mm	outdoor 3 x 2,5 mm ²	2 x 0,75 mm ²	30 / 15	7 m	60 g/m

All AZUTI indoor units (duct type, cassette type, floor-ceiling type), require its own power supply 3 x 1,0 mm², like outdoor units (as shown in the table above), and communication cable between outdoor and indoor unit is always 2 x 0,75 mm².

REMARK:

Please check the availability of the unit before ordering.



DELTRON[®]

General representative of the
Azuri air conditioners

Split, Vukovarska 148, Croatia

Tel: +385 (0)21 453 400

Fax: +385 (0)21 473 943

deltron@deltron.hr

Zagreb, Zagrebačka avenija 104, Croatia

Tel: +385 (0)1 60 64 777

Fax: +385 (0)1 60 64 778

deltron.zagreb@deltron.hr

Sarajevo, Pijačna 14k, 71000, Bosnia and Herzegovina

Tel: +387 (0) 33 840 200

Fax: +387 (0) 33 840 203

deltron.sarajevo@deltron.ba

DISTRIBUTOR

